

**EMTEK**<sup>®</sup>  
**ASSA ABLOY**

**MULTI POINT  
LOCK TRIM**



ASSA ABLOY, the global leader  
in door opening solutions



# Make a statement, your statement.

Emtek is dedicated to helping bring your personal style to life. Door hardware is more than a way to open, close, and secure a space. To us, it is an integral part of a room's design theme. It is an extension of your personal style and we want it to do more than blend in. Door hardware should make a statement, your statement.

Emtek's products are a cut above in terms of craftsmanship and design. Each order is custom assembled in our Southern California facility. There is no predetermined combination of levers, trims and finishes; we let you mix and match according to your own taste. Emtek custom assembled locks are typically shipped within 2 - 3 business days to decorative hardware dealers throughout North America. Most dealers receive orders within five business days. We make your order how you want it and we get it to you quickly.

Founded in 1981, Emtek has decades of experience creating door hardware. We keep our finger on the pulse of the market and regularly release new designs. Our style is current, but we never forget about the classics. From traditional to contemporary, transitional, or rustic, we have hardware to match every style.

In this brochure, you will find examples of Emtek's extensive range of products. Everything you see can be customized with numerous options for levers, trims, and finishes. To see Emtek's complete product offering, visit our website at [emtek.com](https://www.emtek.com) or your local Emtek dealer. Emtek's website also includes valuable tools like Product Selector, which will let you visualize different combinations of products.

Emtek is a part of ASSA ABLOY, the global leader in door opening solutions.

**SELECT BRASS**



L-Square Faceted  
(LS.FA)



L-Square Hammered  
(LS.HA)



L-Square Knurled  
(LS.KN)



L-Square Tribeca  
(LS.TR)



T-Bar Faceted  
(TA.FA)\*



T-Bar Hammered  
(TA.HA)\*



T-Bar Knurled  
(TA.KN)\*



T-Bar Tribeca  
(TA.TR)\*

**MODERN BRASS**

CLASSIC



Aireon Lever  
(A)



Athena Lever  
(ATN)



Hermes Lever  
(HER)



Luzern Lever  
(LU)



Poseidon Lever  
(POS)



Stuttgart Lever  
(STU)

DESIGNER



Argos Lever  
(AG)



Aston Lever  
(AST)



Basel Lever  
(BA)



Breslin Lever  
(BRL)



Dumont Lever  
(DT)



Freestone Lever  
(FRL)\*



Geneva Lever  
(GV)\*



Helios Lever  
(HLO)



Hercules Lever  
(HEC)



Mercury Lever  
(MC)



Myles Lever  
(MYL)\*



Sion Lever  
(SIO)




Spencer Lever  
(SPN)



Triton Lever  
(TRT)



## SOLID BRASS



## ARTS &amp; CRAFTS BRASS



\*Note: You will need to ensure the necessary opening/closing clearance when using certain lever designs. Dimensions from the center of the stem to the end of the lever overhang have been provided: T-Bar  $\frac{3}{4}$ ", Geneva  $1\frac{1}{8}$ ", Myles  $\frac{3}{4}$ ", Freestone 1".

## SANDCAST BRONZE

Aurora Lever  
(AR)Bryce Lever  
(BR)Cimarron Lever  
(CR)Cody Lever  
(CD)Durango Lever  
(D)Lariat Lever  
(LR)Mariposa Lever  
(MA)Montrose Lever  
(MT)Teton Lever  
(TT)Yuma Lever  
(YM)\*


## LOST WAX CAST BRONZE

Medici Lever  
(MDI)Napoli Lever  
(NA)Octagon Lever  
(OCL)Padua Lever  
(PD)


## STAINLESS STEEL

Athena Lever  
(AT)Cologne Lever  
(CO)Dresden Lever  
(DD)Helios Lever  
(HL)Hercules Lever  
(HS)Hermes Lever  
(HES)Kiel Lever  
(KL)Poseidon Lever  
(PO)Stuttgart Lever  
(STT)

\*Note: You will need to ensure the necessary opening/closing clearance when using certain lever designs. Dimensions from the center of the stem to the end of the lever overhang have been provided: Yuma 1½".




Polished Brass -  
Lifetime (US3)



Satin Brass  
(US4)



French Antique  
(US7)




Oil Rubbed Bronze  
(US10B)




Polished Nickel -  
Lifetime (US14)



Satin Nickel  
(US15)



Pewter  
(US15A)



Flat Black  
(US19)



Polished Chrome  
(US26)



Flat Black Bronze  
Patina (FB)




Medium Bronze  
Patina (MB)




Tumbled White  
Bronze (TWB)

**Bronze Patina** is a living finish that will gracefully age, revealing the underlying bronze over time. Because of this characteristic, no finish warranty is offered on bronze patina products.



Brushed Stainless  
Steel (SS)

**Brushed Stainless Steel** carries a five-year finish warranty. All stainless steel will require some periodic cleaning to keep your hardware looking like new.



Unlacquered Brass  
(US3NL)

**Unlacquered Brass (US3NL)** is a custom, made-to-order finish. It is available with an upcharge, per item and requires an additional 2-3 day lead time. This living finish will gracefully age and evolve in appearance over time. Because of this characteristic, no finish warranty is offered on unlacquered brass products.



# LARGE MULTI POINT ENTRY SET



## Modern Rectangular

2½" x 17½" Plate, American Cylinder  
Dumont Lever, Satin Brass (US4)

## Modern Rectangular

2½" x 17½" Plate, Euro Cylinder  
Myles Lever, Satin Nickel (US15)

## Brass Lever Options *(See more lever options on page 4 and 5)*



Argos Lever



Aston Lever



Basel Lever



Breslin Lever



Dumont Lever



Freestone Lever

## Finish Options



US3NL



US4



US10B



US14



US15



US19



US26



# LARGE MULTI POINT ENTRY SET



## Melrose

2 $\frac{7}{8}$ " x 17 $\frac{1}{2}$ " Plate, American Cylinder  
Merrimack Lever, Pewter (US15A)

## Melrose

2 $\frac{7}{8}$ " x 17 $\frac{1}{2}$ " Plate, Euro Cylinder  
SELECT Hammered Lever, Polished Nickel - Lifetime (US14)

## Brass Lever Options (See more lever options on page 4 and 5)



Cortina Lever



Coventry Lever



Elan Lever



Merrimack Lever



Milano Lever



Ribbon & Reed Lever

## Finish Options



US3



US3NL



US7



US10B



US14



US15



US15A



US19



US26

# LARGE MULTI POINT ENTRY SET



**Sandcast Bronze Arched**  
3" x 17½" Plate, American Cylinder  
*Bryce Lever, Medium Bronze (MB)*

**Sandcast Bronze Arched**  
3" x 17½" Plate, Euro Cylinder  
*Mariposa Lever, Tumbled White Bronze (TWB)*

## Sandcast Bronze Lever Options *(See more lever options on page 6)*



Aurora Lever



Bryce Lever



Cimarron Lever



Cody Lever



Durango Lever



Lariat Lever

## Finish Options



FB



MB



TWB

# Contemporary Brass



**Modern** 1½" x 11" Plate, Keyed, *Helios Lever, Satin Nickel (US15)*

**Modern** 2" x 10" Plate, Non-Keyed, *Stuttgart Lever, Polished Chrome (US26)*

**Brass Lever Options** (See more lever options on page 4 and 5)



Argos Lever



Aston Lever



Basel Lever



Breslin Lever



Dumont Lever



Freestone Lever



Geneva Lever



Helios Lever



Hercules Lever



Mercury Lever



Myles Lever



Sion Lever



Spencer Lever



Triton Lever

## Finish Options



US3NL



US4



US10B



US14



US15



US19



US26

# Contemporary Stainless Steel



**Stainless Steel** 1½" x 11" Plate, Keyed, *Athena Lever, Stainless Steel (SS)*

**Stainless Steel** 2" x 10" Plate, Non-Keyed, *Stuttgart Lever, Stainless Steel (SS)*

## Stainless Steel Lever Options

---



Athena Lever



Cologne Lever



Dresden Lever



Helios Lever



Hercules Lever



Hermes Lever



Kiel Lever



Poseidon Lever



Stuttgart Lever

## Finish Option



SS

# Traditional Brass



**Concord** 1½" x 11" Plate, Non-Keyed, *Elan Lever, Satin Nickel (US15)*

## Brass Lever Options *(See more lever options on page 4 and 5)*



Cortina Lever



Coventry Lever



Elan Lever



Merrimack Lever



Milano Lever



Ribbon & Reed Lever



Rope Lever



Rustic Lever



Santa Fe Lever



Turino Lever



Wembley Lever



Arts & Crafts Lever



Hammered Lever



# Traditional Brass



**Concord** 2" x 10" Plate, Non-Keyed, *Turino Lever*, Oil Rubbed Bronze (US10B)

## Finish Options



US3



US3NL



US7



US10B



US15



US15A



US19



US26

# Sandcast Bronze



**Rectangular 1½" x 11" Plate, Keyed, Cimarron Lever, Medium Bronze (MB)**

**Rectangular 2" x 10" Plate, Non-Keyed, Lariat Lever, Tumbled White Bronze (TWB)**



## Sandcast Bronze Lever Options

---



Aurora Lever



Bryce Lever



Cimarron Lever



Cody Lever



Durango Lever



Lariat Lever



Mariposa Lever



Montrose Lever



Teton Lever



Yuma Lever

# Sandcast Bronze



**Arched** 1½" x 11" Plate, Keyed, *Durango Lever*, *Medium Bronze (MB)*

**Arched** 2" x 10" Plate, Non-Keyed, *Teton Lever*, *Flat Black Bronze (FB)*

## Finish Options



FB



MB



TWB

# Tuscany Bronze



**Tuscany** 1½" x 11" Plate, Keyed, *Medici Lever*, *Medium Bronze (MB)*

**Tuscany** 2" x 10" Plate, Non-Keyed, *Octagon Lever*, *Flat Black Bronze (FB)*

## Tuscany Lever Options

---



Medici Lever



Napoli Lever



Octagon Lever



Padua Lever

## Finish Options



FB



MB

# Choose Trimsets For 8 Door & Lock Configurations

*Both Keyed And Non-Keyed Functions  
Available For Each Configuration*

## **Door Configuration #1**

American Cylinder Hub Below Handle, 3<sup>5</sup>/<sub>8</sub>" Center to Center  
*ref. Atrium<sup>®</sup>, G-U<sup>®</sup>, KML by Andersen<sup>®</sup>, Andersen<sup>®</sup>, Marvin Integrity<sup>®</sup>, Paddock Lockmaster™, Superior<sup>®</sup>*

## **Door Configuration #2**

American Cylinder Hub Above Handle, 3<sup>5</sup>/<sub>8</sub>" Center to Center  
*ref. BiltBest<sup>®</sup>, G-U<sup>®</sup>, Hurd<sup>®</sup> (Energy Saver), Andersen<sup>®</sup>*

## **Door Configuration #3**

American Cylinder Hub Above Handle, 4<sup>1</sup>/<sub>8</sub>" Center to Center  
*ref. Andersen<sup>®</sup>*

## **Door Configuration #4**

American Cylinder Hub Above Handle, 3<sup>5</sup>/<sub>8</sub>" Center to Center  
*ref. Ashland<sup>®</sup>, Caradco<sup>®</sup>, G-U<sup>®</sup>, JELD-WEN<sup>®</sup>, Jeldwen<sup>®</sup> Custom Collection (formerly Pozzi<sup>®</sup>), Marvin<sup>®</sup>, PGT<sup>®</sup>, Premium Collection (formerly Norco<sup>®</sup>), Weathershield<sup>®</sup>*

## **Door Configuration #5**

Euro Profile Cylinder Below Handle, 3<sup>5</sup>/<sub>8</sub>" Center to Center  
*ref. Crestline<sup>®</sup>, Hoppe<sup>®</sup>, Hurd<sup>®</sup>, KFV<sup>®</sup>, Kolbe & Kolbe<sup>®</sup>, Lincoln<sup>®</sup>, Loewen<sup>®</sup>, Paddock Lockmaster™, Peachtree<sup>®</sup>, Semco<sup>®</sup>, Sierra Pacific<sup>®</sup>, Signature<sup>®</sup>, Simpson<sup>®</sup>, Therma-Tru<sup>®</sup>, Vetter<sup>®</sup>, Willmar<sup>®</sup>, Windsor<sup>®</sup>, Weathershield<sup>®</sup>*

## **Door Configuration #6**

American Cylinder Hub Below Handle, 3<sup>5</sup>/<sub>8</sub>" Center to Center  
*ref. Milgard<sup>®</sup>, Pella<sup>®</sup>*

## **Door Configuration #7**

American Cylinder Hub Above Handle, 6" Center to Center  
*ref. Trillanium<sup>®</sup> (formerly W&F Manufacturing)*

## **Door Configuration #8**

American Cylinder Hub Above Handle, 5<sup>1</sup>/<sub>4</sub>" Center to Center  
*ref. Neuma Doors<sup>®</sup>*

---

### **Disclaimer:**

Door Manufacturers listed under each configuration are for reference only and are subject to change. Some retrofitting may be necessary. Please contact an Emtek authorized dealer to confirm the configuration.

---



ASSA ABLOY is the global leader in door opening solutions, dedicated to satisfying end-user needs for security, safety and convenience

**EMTEK**<sup>®</sup>  
**ASSA ABLOY**

EMTEK Products, Inc.  
15250 E. Stafford Street  
City of Industry • CA 91744  
Tel: 800-356-2741 • 626-961-0413  
Fax: 800-577-5771 • 626-336-2812  
emtek.com



Copyright © 2019, Emtek Products, Inc., an ASSA ABLOY Group company. All rights reserved. Reproduction in whole or in part without the express written permission of Emtek Products, Inc. is prohibited.



BX4-BROCHURE9  
JANUARY 2019